




PORSCHE

Vehicle information

911 *Turbo*

S-GO 4316



→ Individual options

→ Standard options

→ Technical data

→ Vehicle pictures



911 Turbo

Your dream becomes reality





Porsche Code: PRG5RAS4

Visit the following link to view your configuration: <https://configurator.porsche.com/porsche-code/PRG5RAS4>






911 Turbo




Exterior Colours & Wheels

Category	Option	Option code	Price
Exterior Colour	 GT Silver Metallic	U2	
Wheels	 20-/21-inch 911 Turbo wheels	46N	Standard Equipment
Wheel Accessories	 Anti-theft wheel bolts	1PD	
	 Tyre sealing compound and electric air compressor	1G8	

Interior Colours & Seats

Category	Option	Option code	Price
Interior Colours & Materials	 Leather interior, Black (stitching Crayon)	KA	
Seats	 Seat heating (front)	4A3	
	 Adaptive Sports seats Plus, electrical 18-ways with memory package	Q1J	

Exterior Options

Category	Option	Option code	Price
Exterior design	 Side Window Trims painted in Black (high-gloss)	QJ4	
	 'PORSCHE' Logo LED Door Courtesy Lights Exclusive Manufaktur	UD1	
Roof and transport systems	 Preequipment Roof Transport System	3S4	
Powertrain & Performance	Porsche Dynamic Chassis Control (PDCC)	1P7	



911 Turbo



Sports exhaust system (tailpipes in Black)
Exclusive Manufaktur

0P9



Power steering plus

1N3



Brake Calipers painted in Black (high-gloss)
Exclusive Manufaktur

1LR



8-speed Porsche Doppelkupplung (PDK)

G1G

Standard Equipment

Lights & Vision



Tinted LED Main Headlights with Matrix Beam including Porsche Dynamic Light System Plus (PDLS Plus)
Exclusive Manufaktur

8JU



Electric folding exterior mirrors incl. courtesy lighting




6XV




Lightweight and noise insulated glass

VW4

Interior Options

Category	Option	Option code	Price
Interior packages & decors/materials	 Carbon matt Interior Package	5MH	
Steering wheel, gearshift/selector lever	 Heated GT sports steering wheel	2PJ	
Interior design	 Sun Visors Race-Tex Exclusive Manufaktur	5XK	

Technology

Category	Option	Option code	Price
Assistance systems	 Lane Change Assist	7Y1	
	Porsche InnoDrive including adaptive cruise control	3V1	



911 Turbo



Infotainment

Burmester® High-End Surround Sound System

9VJ



911 Turbo

Standard Equipment

Wheels

- 20-/21-inch 911 Turbo wheels

Wheel Accessories

- Wheel centre set with monochrome Porsche Crest
- Tyre Pressure Monitoring System (TPM)

Seats

- Sports seats, electrical 14-ways with memory package

Exterior design

- Sideskirts
- Exterior mirror lower trim painted in exterior colour including Mirror Base in Black
- Side Window Trims in Black
- Rear lid grille with vertical slats in Silver (high-gloss)
- Rear Diffusor in Louvered Design

Roof and transport systems

- Aluminum roof

Lettering and decals

- Model designation '911 turbo' or '911 turbo S' silver coloured (high-gloss) on rear apron

Powertrain & Performance

- 6-cylinder boxer engine with VTG twin turbo
- All-wheel drive with map controlled multi-plate clutch Porsche Traction Management (PTM)
- Porsche Active Suspension Management (PASM)
- Porsche Torque Vectoring Plus (PTV Plus)
- Sport Chrono Package incl. mode switch, Porsche Track Precision App & tyre temperature display
- Exhaust system with 2 dual-tailpipe trims in 911 Turbo design made of stainless steel silver coloured (high-gloss)
- Power steering
- Rear-Axle Steering
- Brake system with Brake Calipers painted in Red
- Lightweight starter battery LiFePO4
- 8-speed Porsche Doppelkupplung (PDK)

Lights & Vision

- LED Main Headlights including Porsche Dynamic Light System Plus (PDLS Plus)
- Taillight strip with 'PORSCHE' lettering
- 'PORSCHE' logo in Silver colour (high-gloss)



911 Turbo

- Automatically dimming interior and exterior mirrors with integrated rain sensor
- Exterior mirrors on door waist rails, electrically adjustable and heatable, aspherical on driver's side
- Windscreen with grey top tint

Interior packages & decors/materials

- Leather Package 930
- Leather Interior
- Interior package Diamar Lightsilver

Seatbelts & Seat Design

- Embossed model logo on headrests centres front

Steering wheel, gearshift/selector lever

- GT sports steering wheel in leather
- Electric steering column
- PDK gear changer lever

Interior design

- Seat belt pretensioners
- Instrument dial black
- Compass instrument dial/Sport Chrono stopwatch instrument dial black
- Roof lining in Race-TEX
- Airbags
- Door sill guards in aluminium with model designation
- Sun visors
- Floor mats

Assistance systems

- ParkAssist (front and rear) with visual and audible warning
- ParkAssist (front and rear) including reversing camera
- Cruise control

Comfort & everyday usability

- Interior lighting
- Two-zone automatic climate control
- Particle/pollen filter with active carbon filter
- Non-smoking package

Infotainment

- Navigation High
- Voice Control
- BOSE® Surround Sound System
- Smartphone integration
- USB-C ports



911 Turbo

Technical Data

Power unit

Number of cylinders	6
Bore	102.0 mm
Stroke	76.4 mm
Displacement	3,745 cm ³
Power (kW)	427 kW
Power (PS)	580 PS
RPM point maximum power	6,500 1/min
Maximum engine speed	7,200 1/min
Max. torque	750 Nm
RPM range maximum torque	2,250 - 4,500 1/min
Max. output per liter (kW/l)	114.00 kW/l
Max. output per liter (PS/l)	155.00 PS/l

Consumption/Emissions ¹

NOx emissions	10.9 mg/km
---------------	------------

Consumption/Emissions WLTP ²

Fuel consumption urban	20.6 - 20.2 l/100 km
Fuel consumption suburb	12.1 - 11.7 l/100 km
Fuel consumption extra urban	10.3 - 10.0 l/100 km
Fuel consumption highway	11.0 - 10.7 l/100 km
Fuel consumption combined	12.3 - 12.0 l/100 km
CO2-emissions low (WLTP)	467 - 459 g/km
CO2-emissions medium (WLTP)	274 - 266 g/km



911 Turbo

CO2-emissions high (WLTP)	234 - 227 g/km
CO2-emissions extra high (WLTP)	250 - 243 g/km
CO2-emissions combined (WLTP)	279 - 271 g/km

Sound level (type approved based on UN-R 51)

Sound level of stationary vehicle	93 dB(A)
Sound level of stationary vehicle (rpm)	3,325 1/min
Sound level of passing vehicle	72 dB(A)

Consumption/Emissions (ECE)

Fuel consumption urban	16.1 l/100 km
Fuel consumption extra-urban	8.8 l/100 km
Fuel consumption combined	11.5 l/100 km
CO2 emissions combined	263 g/km

Body ³

Length	4,535 mm
Width	1,900 mm
Width (with mirrors)	2,024 mm
Height	1,303 mm
Wheelbase	2,450 mm
Turning circle	10.9 m
Unladen weight (DIN)	1,640 kg
Unladen weight (EU) ¹	1,715 kg
Permissible gross weight	2,040 kg
Maximum load	400 kg



911 Turbo

Maximum permissible roof load with Porsche roof transport system 75 kg

Capacities

Luggage compartment volume, front 128 l

Open luggage compartment volume (behind front seats) 264 l

Fuel tank 67 l

Performance

Top speed 320 km/h

Acceleration 0 - 60 mph with Sport Chrono Package 2.7 s

Acceleration 0 - 100 km/h with Sport Chrono Package 2.8 s

Acceleration 0 - 160 km/h with Sport Chrono Package 6.3 s

Acceleration 0 - 200 km/h with Sport Chrono Package 9.7 s

In-gear acceleration (80-120km/h) (50-75 mph) with Sport Chrono Package 1.7 s

1/4 mile with Sport Chrono Package 10.8 s

1. Data determined in accordance with the measurement method required by law. Since 1 September 2017 certain new cars have been type approved in accordance with the Worldwide Harmonised Light Vehicles Test Procedure (WLTP), a more realistic test procedure to measure fuel/electricity consumption and CO₂ emissions. As of 1 September 2018 the WLTP replaced the New European Driving Cycle (NEDC). Due to the more realistic test conditions, the fuel/electricity consumption and CO₂ emission values determined in accordance with the WLTP will, in many cases, be higher than those determined in accordance with the NEDC. This may lead to corresponding changes in vehicle taxation from 1 September 2018. You can find more information on the difference between WLTP and NEDC at www.porsche.com/wltp Currently, we are still obliged to provide the NEDC values, regardless of the type approval process used. The additional reporting of the WLTP values is voluntary until their obligatory use. As far as new cars (which are type approved in accordance with the WLTP) are concerned, the NEDC values will, therefore, be derived from the WLTP values during the transition period. To the extent that NEDC values are given as ranges, these do not relate to a single, individual car and do not constitute part of the offer. They are intended solely as a means of comparing different types of vehicle. Extra features and accessories attachments, tyre formats, etc.) can change relevant vehicle parameters such as weight, rolling resistance and aerodynamics and, in addition to weather and traffic conditions, as well as individual handling, can affect the fuel/electricity consumption, CO₂ emissions and performance values of a car.

2. These values correspond to your current configuration. If you add or remove equipment this may change the values currently shown.

3. Body

3.1 Weight is calculated in accordance with the relevant EC Directives and is valid for vehicles with standard specification only. Optional equipment increases this figure. The figure given includes 75kg for the driver



911 Turbo





911 Turbo





911 Turbo

